




		EMLc	Codes ATC: H03BB02
Indication	Thyrotoxicosis	Code ICD11: 5A02.Z	
INN	Thiamazole		
Type de médicament	Chemical agent		
Type de liste	Liste de base (EML) Liste complémentaire (EMLc)		
Formulations	Oral > Solid: 5 mg ; 10 mg ; 20 mg		
Historique des statuts LME	Ajouté pour la première fois en 2019 (TRS 1021)		
Sexe	Tous		
Âge	Aussi recommandé pour les enfants		
Équivalence thérapeutique	carbimazole (Codes ATC: H03BB01)		
Renseignements sur le brevet	Patents have expired in most jurisdictions Lire la suite <a href="#">sur les brevets.</a> 		
Wikipédia	<a href="#">Methimazole</a> 		
DrugBank	<a href="#">Methimazole</a> 		

## Recommandation du comité d'experts

The Committee recommended the addition of methimazole with a square box to the core list of the EML and to the complementary list of the EMLc for use as first-line therapy for hyperthyroidism. The square box listing should specify carbimazole as a therapeutically equivalent alternative. The Committee recommended that propylthiouracil should remain on the core list of the EML for use in patients during the first trimester of pregnancy, and for other patients in whom alternative first-line treatment is not appropriate or available. The square box should be removed from the listing. The Committee also recommended that propylthiouracil should remain on the complementary list of the EMLc for use in patients for whom alternative first-line treatment is not appropriate or available. The Committee considered that the available evidence indicated that efficacy of methimazole is at least equivalent to propylthiouracil. Compared to propylthiouracil however, methimazole demonstrated a more favourable safety profile with fewer reported major adverse events. The Committee noted that propylthiouracil remains the treatment of choice in some patients and therefore should remain available.

## Contexte

The application requested: • inclusion on the core list of the EML and EMLc of methimazole (INN thiamazole) with a square box for the first line management of Graves' hyperthyroidism in children and non-pregnant adults; • transferring the current EML listing for propylthiouracil from the core to the complementary list, and removal of the square box. • Inclusion of a note with the listing of propylthiouracil specifying use only when alternative first-line treatments are not appropriate or available, to reinforce its place as a second-line therapy. Propylthiouracil (PTU) with a square box has been included on the core list of the EML since the first list in 1977. In 2007, it was added (without a square box) to the complementary list of the EMLc. The EMLc Subcommittee noted that PTU was licensed for use in children aged over 6 years, although in some settings carbimazole (CMZ) was the more commonly used drug. The EMLc Subcommittee decided to list PTU but recommended the role of CMZ in children be reviewed (1).

## Pertinence pour la santé publique

Graves' disease is the most common cause of hyperthyroidism. Women are affected more frequently than men at a ratio of 8:1, most commonly in the third to fifth decade of life (2). A meta-analysis of European studies estimated a mean prevalence rate of 0.75% for males and females combined and an incidence rate of 51 cases per 100 000 per year with a significant influence of ethnicity and iodine nutrition (3). Among children, Graves' disease represents more than 90% of the cases of hyperthyroidism with an incidence ranging from 0.1 per 100 000 children and 3.0 per 100 000 adolescents per year (4).

## Bénéfices

The application identified four randomized controlled trials (RCTs) that compared the effectiveness of PTU and MMI in adults and one retrospective study in children and adolescents. The trials in adults found MMI to have similar or greater effectiveness than PTU at reducing or normalizing thyroid hormone concentrations (5–8). The paediatric study found no significant difference in the mean duration for normalization of serum T4 concentration between MMI ( $1.7 \pm 1.0$  months) and PTU ( $2.3 \pm 2.4$ ) treated patients (9). Two RCTs evaluated the effect of MMI (10) and CMZ (11) taken once, twice or three times daily. The results indicated that once daily dosing is as effective as multiple daily dosing. The application acknowledged that in general, less information was available for CMZ but because CMZ is metabolized to MMI after absorption, it was assumed that data that apply to MMI also apply to CMZ.

## Torts

Overall, both PTU and MMI/CMZ all present with minor and major adverse events in adults and in children. However, major adverse events were less commonly reported for patients receiving MMI/CMZ. Common minor side-effects for these medicines include pruritis, skin rash, urticaria and arthralgias. Major adverse events are uncommon but include agranulocytosis, hepatic failure, vasculitis and fetal malformations. In the RCT by Nakamura et al (5), the overall incidence of adverse events was higher in the PTU group than the MMI 30 mg/d group (51.9% vs 30%). The percentage of patients who showed aspartate aminotransferase (AST) and alanine aminotransferase (ALT) higher than double the upper range of the normal standard was significantly higher for the PTU group compared to the MMI 30 mg/d group (26.9% vs 6.6%). Skin eruption or urticaria was similar between groups. Leukocytopenia (less than 1000/mm<sup>3</sup>) was observed in five patients in the PTU group only. A retrospective cohort study of 71 379 Taiwanese patients found MMI/CMZ to be associated in a dose-dependent manner with an increased risk for hepatitis compared to PTU. However, no significant difference in risk was observed between groups for acute liver failure or cholestasis (12). In the paediatric retrospective study, minor adverse events were observed more frequently among PTU treated patients compared to MMI treated patient (31.9% vs 25.0%), although the difference was not significant. The incidence of liver dysfunction was significantly higher among PTU treated patients (18.9% vs 6.3%) (9). A 2000 RCT involving 40 children found no difference in side-effects between patients receiving PTU or MMI within the same age groups (13). Agranulocytosis has been observed with both MMI/CMZ and PTU (14). There have been reports of PTU-related liver failure and death in adults and children (15), where the risk is five times higher in children than in adults. Between 1990 and 2008, a total of 23 PTU-related liver transplants were reported, and 30% of recipients were paediatric patients. No MMI-related liver transplants were reported in the same time period (16). Antineutrophil cytoplasmic antibodies (ANCA) vasculitis has been reported, more often related to PTU than MMI (17, 18). A high prevalence of birth defects in children exposed to anti-thyroid drugs in early pregnancy has been reported (19). It is not clear whether MMI and CMZ lead to a higher prevalence of fetal malformations compared to PTU. Some studies have shown similar rates of fetal defects with both drugs (12). However, this rate may not be higher than the rate of malformations in the control population (20). In contrast, a recent meta-analysis showed an increased risk of neonatal congenital malformations associated with MMI, but not PTU when compared to no antithyroid medicines exposure (21). However, the fetal malformations associated with PTU may be less severe and easier to correct than those associated with MMI and CMZ.

## Rapport coût/efficacité

Costs of PTU, MMI and CMZ vary considerably between countries. The application compared the calculated costs for one month of treatment with PTU, MMI or CMZ. For the induction treatment period, costs ranged from US\$ 7 to US\$ 37 per month for MMI, US\$ 18 to US\$ 27 per month for CMZ and from US\$ 3.5 to US\$ 68 per month for PTU. For the core treatment period, costs ranged from US\$ 3.50 to US\$ 18.50 per month for MMI, and from US\$ 9 to 13.50 per month for CMZ and US\$ 1.80 US\$ 34 per month for PTU.

## Directives de l'OMS

There are no WHO guidelines currently available for the management of Graves' disease. The 2018 European Thyroid Association guidelines for management of Graves' disease recommend MMI as preferred treatment for newly diagnosed patients (both adults and children). The guidelines further recommend that MMI-treated women should be switched to PTU when planning pregnancy and during the first trimester (22). The 2016 American Thyroid Association Guidelines also recommend use of MMI in almost all patients. PTU is recommended for patients during the first trimester of pregnancy, in the treatment of thyroid storm, and in patients with minor reactions to MMI who refuse radioactive iodine therapy or surgery (23).

## Disponibilité

Usually, only one of CMZ or MMI is available in a given country reflecting differences in regulatory approval in different jurisdictions. PTU is available globally.

## Autres considérations

Comments on the application were received from the WHO Department of Management of NCDs, Disability, Violence and Injury Prevention. The technical unit advised that it did not support the requests made in the application and considered the evidence presented in the application to be deficient.

1. The selection and use of essential medicines. Report of the WHO Expert Committee, October 2007 (including the Model List of Essential Medicines for Children) (WHO Technical Report Series, No. 950). Geneva: World Health Organization; 2008. Available from [https://apps.who.int/iris/bitstream/handle/10665/43745/WHO\\_TRS\\_946\\_eng.pdf](https://apps.who.int/iris/bitstream/handle/10665/43745/WHO_TRS_946_eng.pdf), accessed 30 October 2019.
2. De Leo S, Lee SY, Braverman LE. Hyperthyroidism. *Lancet*. 2016;388(10047):906–18.
3. Garmendia Madariaga A, Santos Palacios S, Guillen-Grima F, Galofre JC. The incidence and prevalence of thyroid dysfunction in Europe: a meta-analysis. *J Clin Endocrinol Metab*. 2014;99(3):923–31.
4. Lee HS, Hwang JS. The treatment of Graves' disease in children and adolescents. *Ann Pediatr Endocrinol Metab*. 2014;19(3):122–6.
5. Nakamura H, Noh JY, Itoh K, Fukata S, Miyauchi A, Hamada N. Comparison of methimazole and propylthiouracil in patients with hyperthyroidism caused by Graves' disease. *J Clin Endocrinol Metab*. 2007;92(6):2157–62.
6. He CT, Hsieh AT, Pei D, Hung YJ, Wu LY, Yang TC et al. Comparison of single daily dose of methimazole and propylthiouracil in the treatment of Graves' hyperthyroidism. *Clin Endocrinol (Oxf)*. 2004;60(6):676–81.
7. Homsanit M, Sriussadaporn S, Vannasaeng S, Peerapatdit T, Nitiyanant W, Vichayanrat A. Efficacy of single daily dosage of methimazole vs. propylthiouracil in the induction of euthyroidism. *Clin Endocrinol (Oxf)*. 2001;54(3):385–90.
8. Nicholas WC, Fischer RG, Stevenson RA, Bass JD. Single daily dose of methimazole compared to every 8 hours propylthiouracil in the treatment of hyperthyroidism. *South Med J*. 1995;88(9):973–6.
9. Sato H, Minagawa M, Sasaki N, Sugihara S, Kazukawa I, Minamitani K et al. Comparison of methimazole and propylthiouracil in the management of children and adolescents with Graves' disease: efficacy and adverse reactions during initial treatment and long-term outcome. *J Pediatr Endocrinol Metab*. 2011;24(5-6):257–63.
10. Sriussadaporn S, Pumchumpol W, Lertwattanak R, Kunavisarut T. Efficacy of Once Daily versus Divided Daily Administration of Low Daily Dosage (15 mg/Day) of Methimazole in the Induction of Euthyroidism in Graves' Hyperthyroidism: A Randomized Controlled Study. *Int J Endocrinol*. 2017;2017:2619695.
11. Mafauzy M, Wan Mohamad WB, Zahary MK, Mustafa BE. Comparison of the efficacy of single and multiple regimens of carbimazole in the treatment of thyrotoxicosis. *Med J Malaysia*. 1993;48(1):71–5.
12. Wang MT, Lee WJ, Huang TY, Chu CL, Hsieh CH. Antithyroid drug-related hepatotoxicity in hyperthyroidism patients: a population-based cohort study. *Br J Clin Pharmacol*. 2014;78(3):619–29.
13. Lazar L, Kalter-Leibovici O, Pertzelan A, Weintrob N, Josefsberg Z, Phillip M. Thyrotoxicosis in prepubertal children compared with pubertal and postpubertal patients. *J Clin Endocrinol Metab*. 2000;85(10):3678–82.
14. Marino M, Vitti P, Chiovato L. Graves' Disease. In: Jameson JL, editor. *Endocrinology: Adult and Pediatric*. Philadelphia: Elsevier Saunders; 2016. p. 1437–64.
15. Akmal A, Kung J. Propylthiouracil, and methimazole, and carbimazole-related hepatotoxicity. *Expert Opin Drug Saf*. 2014;13(10):1397–406.
16. Rivkees SA, Mattison DR. Propylthiouracil (PTU) Hepatotoxicity in Children and Recommendations for Discontinuation of Use. *Int J Pediatr Endocrinol*. 2009;2009:132041.
17. Gao Y, Zhao MH, Guo XH, Xin G, Gao Y, Wang HY. The prevalence and target antigens of antithyroid drugs induced antineutrophil cytoplasmic antibodies (ANCA) in Chinese patients with hyperthyroidism. *Endocr Res*. 2004;30(2):205–13.
18. Huang CN, Hsu TC, Chou HH, Tsay GJ. Prevalence of perinuclear antineutrophil cytoplasmic antibody in patients with Graves' disease treated with propylthiouracil or methimazole in Taiwan. *J Formos Med Assoc*. 2004;103(4):274–9.
19. Andersen SL, Olsen J, Wu CS, Laurberg P. Birth defects after early pregnancy use of antithyroid drugs: a Danish nationwide study. *J Clin Endocrinol Metab*. 2013;98(11):4373–81.
20. Koenig D, Spreux A, Hieronimus S, Chichmanian RM, Bastiani F, Fenichel P et al. Birth defects observed with maternal carbimazole treatment: Six cases reported to Nice's Pharmacovigilance Center. *Ann Endocrinol (Paris)*. 2010;71(6):535–42.
21. Song R, Lin H, Chen Y, Zhang X, Feng W. Effects of methimazole and propylthiouracil exposure during pregnancy on the risk of neonatal congenital malformations: A meta-analysis. *PLoS One*. 2017;12(7):e0180108.
22. Kahaly GJ, Bartalena L, Hegedus L, Leenhardt L, Poppe K, Pearce SH. 2018 European Thyroid Association Guideline for the Management of Graves' Hyperthyroidism. *Eur Thyroid J*. 2018;7(4):167–86.
23. Ross DS, Burch HB, Cooper DS, Greenlee MC, Laurberg P, Maia AL et al. 2016 American Thyroid Association Guidelines for Diagnosis and Management of Hyperthyroidism and Other Causes of Thyrotoxicosis. *Thyroid*. 2016;26(10):1343–421.

