




Codes ATC: **A07EC01**

Indication	Rheumatoid arthritis, serology unspecified	Code ICD11: FA20.Z
INN	Sulfasalazine	
Type de médicament	Chemical agent	
Type de liste	Liste complémentaire	
Formulations	Oral > Solid: 500 mg	
Historique des statuts LME	Ajouté pour la première fois en 1997 (TRS 882) Modifié en 2003 (TRS 920) Modifié en 2011 (TRS 965)	
Sexe	Tous	
Âge	Adolescents et adultes	
Équivalence thérapeutique	La recommandation concerne ce médicament spécifique	
Renseignements sur le brevet	Patents have expired in most jurisdictions Lire la suite sur les brevets. 	
Wikipédia	Sulfasalazine 	
DrugBank	Sulfasalazine 	

Résumé des preuves et recommandation du comité d'experts

At its 2009 meeting, the Committee had requested a review of the medicines needed for the treatment of juvenile idiopathic arthritis (JIA) in children, as it did not endorse any of the medicines currently listed. A review was prepared by P Gowdie (Royal Children's Hospital, Melbourne, Australia) to identify priority rheumatic conditions in children, treatment options, evidence for efficacy and safety, and to make recommendations for the inclusion of medicines. The Committee noted that the most frequent condition in children is JIA, with three main forms: systemic onset, polyarticular, and oligo-monoarticular. Other conditions of interest are juvenile dermatomyositis/polymyositis (JDM), and systemic lupus erythematosus (SLE), but these are infrequent in children. Other chronic arthritic diseases affecting children such as acute rheumatic fever, Lyme disease, post-streptococcal reactive arthritis, Kawasaki disease, and other vasculitides were not discussed in the application. The Committee noted that the following pharmacological classes were used: NSAIDs for the management of symptoms; corticosteroids at immunosuppressive doses (especially for paediatric SLE and JDM); and DMARDs which include methotrexate, cyclophosphamide, azathioprine, cyclosporine, mycophenolate, leflunomide, sulfasalazine, and chloroquine or hydroxychloroquine. DMARDs aim to control disease activity, prevent irreversible organ damage, and decrease the burden of the disease or steroid treatment. The Committee first considered whether these conditions represent a priority health problem for the population. Estimates of prevalence are available for JIA in developed countries (from 7 to 401 per 100 000 children) and this condition can produce a high burden of disease if it continues into adulthood with severe disability or the need for joint replacement. Juvenile dermatomyositis, on the other hand, is a rare disease and if treated appropriately with high doses of steroids, immunosuppressants and supportive care, can result in little disability. The prevalence of paediatric SLE, a chronic, life-threatening disease, ranges between 0.36 and 0.9 per 100 000 children. The Committee noted the lack of specific data in children affected by chronic arthritis or inflammatory systemic diseases in developing countries. The Committee evaluated the evidence provided in the review for each of the medicines. A summary of the considerations is provided in Table 1 (page 14, TRS 965) and full details of the clinical evidence are in the application. Despite the recommendation made in the review, the Committee considered that the evidence supporting the use of sulfasalazine and

azothiapriner in JIA was too limited and indicated poor tolerance and the need for regular monitoring to detect potentially serious adverse effects. The Committee did not recommend the inclusion of sulfasalazine on the EMLc for rheumatoid disorders.

