




|                          |  | EMLc               | ATC codes: A01AB17 |
|--------------------------|--|--------------------|--------------------|
| Indication               | Other specified prophylactic measures  | ICD11 code: QC96.Y |                    |
| INN                      | Metronidazole  |                    |                    |
| Medicine type            | Chemical agent   |                    |                    |
| Antibiotic groups        | <span>A</span> ACCESS  |                    |                    |
| List type                | Core (EML)<br>(EMLc)   |                    |                    |
| Formulations             | Oral > Liquid: 200 mg per 5 mL (as benzoate)<br>Local > Rectal > Suppository: 500 mg (EML) ; 1 g (EML)<br>Parenteral > General injections > unspecified: 500 mg per 100 mL in vial<br>Oral > Solid > tablet: 200 mg ; 250 mg ; 400 mg ; 500 mg |                    |                    |
| EML status history       | First added in 2019 (TRS 1021)<br>Changed in 2023 (TRS 1049)   |                    |                    |
| Sex                      | All  |                    |                    |
| Age                      | Also recommended for children  |                    |                    |
| Therapeutic alternatives | The recommendation is for this specific medicine   |                    |                    |
| Patent information       | Patents have expired in most jurisdictions<br>Read more <a href="#">about patents</a> .   |                    |                    |
| Wikipedia                | <a href="#">Metronidazole</a>   |                    |                    |
| DrugBank                 | <a href="#">Metronidazole</a>   |                    |                    |

### Expert Committee recommendation

The Expert Committee considered the various antibiotics proposed in the application under the guiding principle of parsimony and selected first- and second-choice antibiotics for this indication for inclusion. In line with previous decisions for infectious syndromes, alternatives for use in case of allergy were not recommended. The Expert Committee endorsed listing of cefazolin, alone or in combination with metronidazole as first-choice options, and of amoxicillin + clavulanic acid and gentamicin as second-choice options for surgical prophylaxis on the core list of the EML and EMLc, as Access group antibiotics (Section 6.2.1). The Committee also recommended the addition of cefuroxime to the core list of the EML and EMLc as a second-choice option for surgical prophylaxis, as a Watch group antibiotic (Section 6.2.2), as an alternative to cefazolin. The expert Committee recommended the addition of cefuroxime in the EML and EMLc as a second choice treatment of surgical prophylaxis and classified under AWaRe as a Watch group antibiotic.

### Background

Surgical site infections (SSIs) are the most frequent health care-associated infection (HAI) in low- and middle-income countries (LMICs) and the second most frequent HAI in Europe and the United States of America (1-4). In low- and middle-income countries (LMICs), 11% of patients who undergo surgery are infected in the process. In Africa, infection is the most frequent complication in surgery and up to 20% of women who have a caesarean section develop a postoperative wound infection, compromising both their health and the ability to care for their infants (WHO, unpublished data, 2017; (5)). SSIs are mainly caused by bacteria that enter through incisions made during surgery. Some involve only skin and subcutaneous tissue, but others are more serious and involve

muscle, fascia, organ spaces or implanted material (6). SSIs are associated with longer postoperative hospital stays and may require additional surgical procedures and even intensive care, thus resulting in a higher attributable morbidity and mortality (7). They also add a financial burden to the health care system and patient out-of-pocket costs. In the USA, they contribute to patients spending more than 400 000 extra-days in hospital at a cost of an additional US\$ 10 billion per year (8). Surgical antibiotic prophylaxis (SAP) is one of the pillars of SSI prevention and is defined as the prevention of infectious complications by administering an effective antimicrobial agent prior to exposure to contamination during surgery (9). It has also been defined as “the rational, safe and effective use of antimicrobial agents for the prevention of (initial) SSIs” (10) or as “the use of antibiotics to prevent postoperative infection” (11). WHO provides strong recommendations on the administration of SAP prior to surgical incision when indicated, depending on the type of operation and its timing and duration. However, SAP is often used inappropriately in many settings around the world and this misuse diminishes patient safety and increases acquisition and transmission of antimicrobial resistance (AMR) in surgical services. Inappropriate SAP mainly consists of incorrect antibiotic choice, dose, timing and/or means of administration, and/or duration. Results of a WHO global survey conducted in 2014 (<https://www.who.int/gpsc/5may/global-surveys/en/>) showed that inappropriate SAP duration is a major problem worldwide, with prolongation of antibiotic use beyond international standards (that is, one pre-operative dose and repetition during the intervention if necessary according to specific criteria) in 43.5% of procedures on average. The frequency of prolongation was higher than 60% in African, Eastern Mediterranean and Western Pacific countries. Inappropriate SAP is particularly frequent in LMICs (12-16). Based on these and other findings and considering the central role of SAP in SSI prevention, there is need for standardized, evidence-based global guidance on appropriate SAP, which involves several key aspects based on high-quality evidence: correct antibiotic choice, dose, timing, route of administration and duration.

## Summary of evidence

The application presented the results of a rapid systematic literature review of systematic reviews on SAP. Inclusion criteria were that the systematic review addressed the effect of intravenous SAP on SSIs and either (1) recommended SAP; (2) recommended a specific agent; and/or (3) provided a head-to-head comparison of antibiotics used for SAP. In addition, systematic reviews based on insufficient evidence (for example, one or two randomized controlled trials [RCTs] with small sample sizes) were excluded. (Refer to the application for full details of the search strategy and study selection). Seventeen systematic reviews were included: 13 compared SAP regimens for specific procedure types including: neurosurgery (17, 18); neck surgery (19, 20); cardiac surgery (21, 22); upper gastrointestinal surgery (23); colorectal surgery (24, 25); caesarean section (26); gynaecological surgery (27); hernia surgery (28); and plastic surgery (29). Three compared specific SAP regimens for several procedure types combined (cardiac-, vascular-, orthopaedic-, and neurosurgery; cardiac-, vascular- and orthopaedic surgery; and cardiac- and orthopaedic surgery) (30-32). One specifically addressed SAP for MRSA SSI prevention (33). The included systematic reviews provided evidence that was generally in line with the recommendations for SAP from the evidence-based guideline issued jointly in 2013 by the American Society of Health System Pharmacists (ASHP), the Infectious Diseases Society of America (IDSA), the Surgical Infection Society (SIS) and the Society for Healthcare Epidemiology of America (SHEA) (10) (see Guidelines section, below).

## Guidelines

The application presented the results of systematic review and inventory of available relevant evidence-based SAP guidelines and protocols. Inclusion criteria were that the guideline was: (1) issued by a country, region or organization/society (that is, not adopted locally or by a single centre); (2) issued within the last 5 years; and (3) based on a systematic, evidence-based approach. (Refer to the application for full details of the search strategy and guideline selection). Thirty records were included: 19 records met all three inclusion criteria (9-11, 34-49). Ten met the first two criteria, but did not rely on a systematic evidence-based approach (50-59) and one, which included recommendations on all relevant types of surgery, was systematically updated, but not issued in a national context or by a scientific society (60). The 11 records that did not meet all three inclusion criteria were deemed relevant as they were of high quality and/or addressed unique situations, such as LMICs or paediatric settings. All identified guidelines covered at least one of the most common surgical procedures. The most frequently recommended first-line antibiotics (first-choice antibiotics and second-choice agents as alternatives to first-choice) for SAP across all procedures were cefazolin, by far, followed by cefuroxime, then metronidazole (in combination with another agent), gentamicin and ampicillin-sulbactam. The most frequently recommended second-line antibiotics to be used for SAP in cases of known immediate severe or delayed severe penicillin hypersensitivity were vancomycin, clindamycin, gentamicin and metronidazole across all procedures. When considering wound classification (61-63), the most frequently recommended first-line antibiotics in clean surgical procedures with potential severe

consequences of infection and/or procedures involving implantation of foreign material (for example, cardiac, breast and hernia surgery, central and peripheral vascular surgery, orthopaedic [excluding arthroscopy or neurosurgery] and non-cardiac thoracic surgery) were a first-generation cephalosporin (cefazolin), by far, followed by a second-generation cephalosporin (cefuroxime). The most frequently recommended second-line antibiotics to be used in cases of known immediate severe or delayed severe penicillin hypersensitivity were vancomycin and clindamycin, both as a single agent. For some procedures, some guidelines also mentioned a combination of vancomycin and gentamicin (cardiac and central vascular surgery) or a combination of clindamycin and gentamicin (breast surgery, hernia repair) or gentamicin and metronidazole (hernia repair) as possible second-line alternatives. In clean-contaminated surgical procedures (for example, head and neck, abdominal, gynaecological, obstetric, urologic and vascular surgery), the most frequently recommended first-line antibiotic was cefazolin (usually combined with metronidazole), by far, followed by metronidazole (in combination with another agent), then cefuroxime, ceftiofur, ampicillin-sulbactam and gentamicin. The most frequently recommended second-line antibiotic to be used in cases of known immediate severe or delayed severe penicillin hypersensitivity was gentamicin, followed by clindamycin, then metronidazole and vancomycin. For most procedures, guidelines recommended a combination of gentamicin with either clindamycin or vancomycin or metronidazole as possible second-line alternatives. Many guidelines recommended to consider the use of vancomycin across procedures in addition to the recommended agent(s) as a single pre-operative dose for patients known to be colonized with methicillin-resistant *Staphylococcus aureus* (MRSA) or at high risk for MRSA colonization (for example, recently-hospitalized patients, nursing home residents, hemodialysis patients) or in the absence of screening data (10, 11, 53, 56, 59, 60).

### Rationale for antibiotic selection

The application proposed the antibiotics of choice for SAP for inclusion on the EML by type of surgical procedures and provided alternative options when the first-line choices are unavailable or contraindicated due to severe allergy. The proposed antibiotics were selected by consensus at a meeting of technical experts after consideration of the abovementioned review findings. Among first-line antibiotics, the first choice recommended for most procedures was cefazolin or its second-generation equivalent, cefuroxime. It was noted that ceftriaxone and other antibiotics are often inappropriately used as first-line SAP options in many LMICs. Experts stressed the importance of ensuring that cefazolin and/or cefuroxime are broadly available worldwide at a reasonable price and as good quality products with good manufacturing practice labelling. For patients with confirmed immediate severe or delayed severe penicillin hypersensitivity, a non-beta-lactam antibiotic must be used instead. It was emphasized that the second-line antibiotics listed are suboptimal and should only be used in cases of known or highly suspected allergies. However, appropriate documentation of allergies prior to surgery is not common practice in all settings, particularly in LMICs. It was agreed that there is no good reason to use ceftriaxone for SAP as it belongs to the EML Watch group (64). In addition, it is included in the WHO highest-priority, critically important antimicrobials (CIA) list (65) as it is a third-generation cephalosporin and thus has a high risk of selection of bacterial resistance (in particular, extended spectrum beta-lactamase-[ESBL] producing enterobacteriaceae). Therefore, ceftriaxone should be reserved for the limited number of infectious conditions where it is indicated for therapeutic purposes. Conversely, it is widely overused, including for SAP for which ceftriaxone has no indication and does not add any value as it does not offer additional coverage for ESBL. It is also inferior to other antibiotics (for example, cefazolin) for methicillin-sensitive *S. aureus* and creates an unnecessary risk of collateral damage to the gut flora given its high biliary penetration. Considering the high resistance rates to quinolones in LMICs and the fact that they feature in the EML Watch category (64) and are among the highest-priority antimicrobials in the CIA list (65), participants agreed that the combination of an aminoglycoside (gentamicin or tobramycin) plus metronidazole is generally preferable as second-line antibiotics. However, for patients with renal insufficiency, quinolones may be more appropriate. Quinolones should be reserved for special circumstances where no other options are available. When they are used, ciprofloxacin should generally be favoured over levofloxacin. It was noted that many hospitals in the US have begun administering azithromycin in addition to cefazolin for pregnant women undergoing caesarean sections, based on the results of a RCT published in 2016 showing a 50% reduction in SSIs compared to a control group (66). Experts agreed that this study represents valuable evidence, but it would be premature to consider this option in the EML based on the results of a single study conducted in a high-income country. additional evidence emerges, it might be appropriate to add adjunctive azithromycin as a first-line option for caesarean section in future editions of the EML.

### Committee considerations

The Expert Committee agreed with the views of the technical expert group that key factors for appropriate SAP include selecting

the right antibiotic, taking into account the surgical procedure (as well as probable causative microorganisms and their resistance patterns based on SSI surveillance), route of administration, dosing, patient allergies and cost/availability; administering the antibiotic at the right time; and avoiding prolongation of the antibiotic after completion of the operation. For SAP to be effective, the tissue concentration of the antibiotic must be above the minimal inhibitory concentration at the time of incision and throughout the procedure. This depends on the half-life of the antibiotic chosen and may require re-dosing accordingly during the procedure. The Expert Committee agreed that administering SAP close to the time of incision is important for antibiotics with a short half-life and, in general, this could avoid the need for re-dosing during the procedure (depending again on the half-life of the particular antibiotic used). For example, administration closer to the incision time (<60 minutes) can be considered for antibiotics with a short half-life such as cefazolin. The Expert Committee noted the key considerations for dosing and re-dosing identified by the technical expert group: • observational data suggest that higher serum and tissue levels throughout the surgical procedure reduce the risk of SSIs; • higher doses should be favoured, as long as there are no concerns about toxicity; • re-dosing should generally be provided after twice the half-life of the antibiotic has passed since the initial preoperative dose; • there is little evidence to support weight-based dosing, but higher doses of cephalosporins may be advisable in morbidly obese patients.

## EML recommendations: Other specified prophylactic measures

### First choice

cefazolin

co-prescribed with [metronidazole](#)

cefazolin

### Second choice

cefuroxime

gentamicin

amoxicillin + clavulanic acid

## SURGICAL PROPHYLAXIS

- Suetens C, Latour K, Karki T, Ricchizzi E, Kinross P, Moro ML, et al. Prevalence of healthcare-associated infections, estimated incidence and composite antimicrobial resistance index in acute care hospitals and long-term care facilities: results from two European point prevalence surveys, 2016 to 2017. *Euro Surveill.* 2018;23(46).
- Allegranzi B, Bagheri Nejad S, Combescure C, Graafmans W, Attar H, Donaldson L, et al. Burden of endemic health-care-associated infection in developing countries: systematic review and meta-analysis. *Lancet.* 2011;377(9761):228-41.
- Report on the burden of endemic health care-associated infection worldwide. Geneva: World Health Organization; 2011.
- Magill SS, O'Leary E, Janelle SJ, Thompson DL, Dumyati G, Nadle J, et al. Changes in Prevalence of Health Care-Associated Infections in U.S. Hospitals. *N Engl J Med.* 2018;379(18):1732-44.
- Biccard BM, Madiba TE, Kluyts HL, Munlemvo DM, Madzimbamuto FD, Basenero A, et al. Perioperative patient outcomes in the African Surgical Outcomes Study: a 7-day prospective observational cohort study. *Lancet.* 2018;391(10130):1589-98.
- Anderson DJ, Chen LF, Sexton DJ, Kaye KS. Complex surgical site infections and the devilish details of risk adjustment: important implications for public reporting. *Infect Control Hosp Epidemiol.* 2008;29(10):941-6.
- Cassini A, Plachouras D, Eckmanns T, Abu Sin M, Blank HP, Ducomble T, et al. Burden of Six Healthcare-Associated Infections on European Population Health: Estimating Incidence-Based Disability-Adjusted Life Years through a Population Prevalence-Based Modelling Study. *PLoS Med.* 2016;13(10):e1002150.
- de Lissovoy G, Fraeman K, Hutchins V, Murphy D, Song D, Vaughn BB. Surgical site infection: incidence and impact on hospital utilization and treatment costs. *Am J Infect Control.* 2009;37(5):387-97.
- WHO Guidelines Approved by the Guidelines Review Committee. *Global Guidelines for the Prevention of Surgical Site Infection.* Geneva: World Health Organization; 2016.
- Bratzler DW, Dellinger EP, Olsen KM, Perl TM, Auwaerter PG, Bolon MK, et al. Clinical practice guidelines for antimicrobial prophylaxis in surgery. *Am J Health Syst Pharm.* 2013;70(3):195-283.
- Therapeutic Guidelines Ltd. *Surgical antibiotic prophylaxis.* 2019.
- Allegranzi B, Aiken AM, Zeynep Kubilay N, Nthumba P, Barasa J, Okumu G, et al. A multimodal infection control and patient safety intervention to reduce surgical site infections in Africa: a multicentre, before-after, cohort study. *The Lancet Infectious Diseases.* 2018;18(5):507-15.
- Aiken AM, Wanyoro AK, Mwangi J, Juma F, Mugoya IK, Scott JA. Changing use of surgical antibiotic prophylaxis in Thika Hospital, Kenya: a quality improvement intervention with an interrupted time series design. *PLoS One.* 2013;8(11):e78942.
- Talaam RC, Abungana MM, Ooko PB. An antibiotic audit of the surgical department at a rural hospital in Western Kenya. *Pan Afr Med J.* 2018;29:219.
- Halawi E, Assefa T, Hussen S. Pattern of antibiotics use, incidence and predictors of surgical site infections in a Tertiary Care Teaching Hospital. *BMC Res Notes.* 2018;11(1):538.
- Palacios-Saucedo GDC, de la Garza-Camargo M, Briones-Lara E, Carmona-Gonzalez S, Garcia-Cabello R, Islas-Esparza LA, et al. [Assessment of antibiotic use and impact of an intervention intended to modify the prescribing behavior in surgical prophylaxis in 6 hospitals in the metropolitan area of Monterrey, Mexico]. *Cir Cir.* 2017;85(6):459-70.
- Liu W, Neidert MC, Groen RJ, Woernle CM, Grundmann H. Third-generation cephalosporins as antibiotic prophylaxis in neurosurgery: what's the evidence? *Clin Neurol Neurosurg.* 2014;116:13-9.
- Abraham P, Lamba N, Acosta M, Gholmie J, Dawood HY, Vestal M, et al. Antibacterial prophylaxis for gram-positive and gram-negative infections in cranial surgery: A meta-analysis. *J Clin Neurosci.* 2017;45:24-32.

19. Garnier M, Blayau C, Fulgencio JP, Baujat B, Arlet G, Bonnet F, et al. Rational approach of antibioprophyllaxis: Systematic review in ENT cancer surgery. [French]. *Ann Fr Anesth Reanim.* 2013;32(5):315-24.
20. Thorn C, Faber A, Schultz JD, Hormann K, Stuck BA. [Prophylactic antibiotic use in ENT surgery]. *HNO.* 2015;63(2):118-24.
21. Lador A, Nasir H, Mansur N, Sharoni E, Biderman P, Leibovici L, et al. Antibiotic prophylaxis in cardiac surgery: systematic review and meta-analysis. *J Antimicrob Chemother.* 2012;67(3):541-50.
22. Vos RJ, Van Putte BP, Kloppenburg GTL. Prevention of deep sternal wound infection in cardiac surgery: a literature review. *J Hosp Infect.* 2018.
23. Fischer MI, Dias C, Stein A, Meinhardt NG, Heineck I. Antibiotic prophylaxis in obese patients submitted to bariatric surgery. A systematic review. *Acta Cir Bras.* 2014;29(3):209-17.
24. Nelson RL, Gladman E, Barbateskovic M. Antimicrobial prophylaxis for colorectal surgery. *Cochrane Database Syst Rev.* 2014;5:CD001181.
25. Rangel SJ, Islam S, St Peter SD, Goldin AB, Abdullah F, Downard CD, et al. Prevention of infectious complications after elective colorectal surgery in children: an American Pediatric Surgical Association Outcomes and Clinical Trials Committee comprehensive review. *J Pediatr Surg.* 2015;50(1):192-200.
26. Dahlke JD, Mendez-Figueroa H, Rouse DJ, Berghella V, Baxter JK, Chauhan SP. Evidence-based surgery for cesarean delivery: an updated systematic review. *Am J Obstet Gynecol.* 2013;209(4):294-306.
27. Morrill MY, Schimpf MO, Abed H, Carberry C, Margulies RU, White AB, et al. Antibiotic prophylaxis for selected gynecologic surgeries. *Int J Gynaecol Obstet.* 2013;120(1):10-5.
28. Boonchan T, Wilasrusmee C, McEvoy M, Attia J, Thakkestian A. Network meta-analysis of antibiotic prophylaxis for prevention of surgical-site infection after groin hernia surgery. *Br J Surg.* 2017;104(2):e106-e17.
29. Dauwe PB, Pulikkottil BJ, Scheuer JF, Stuzin JM, Rohrich RJ. Infection in face-lift surgery: an evidence-based approach to infection prevention. *Plast Reconstr Surg.* 2015;135(1):58e-66e.
30. Saleh A, Khanna A, Chagin KM, Klika AK, Johnston D, Barsoum WK. Glycopeptides versus beta-lactams for the prevention of surgical site infections in cardiovascular and orthopedic surgery: a meta-analysis. *Ann Surg.* 2015;261(1):72-80.
31. Chambers D, Worthly M, Myers L, Weatherly H, Elliott R, Hawkins N, et al. Glycopeptide vs. non-glycopeptide antibiotics for prophylaxis of surgical site infections: a systematic review. *Surg Infect (Larchmt).* 2010;11(5):455-62.
32. Luo S, Lai Y, Liu C, Chen Y, Qiao X. Prophylactic use of gentamicin/flucloxacillin versus cefuroxime in surgery: a meta analysis of clinical studies. *Int J Clin Exp Med.* 2015;8(10):17856-67.
33. Gurusamy KS, Koti R, Wilson P, Davidson BR. Antibiotic prophylaxis for the prevention of methicillin-resistant *Staphylococcus aureus* (MRSA) related complications in surgical patients. *The Cochrane database of systematic reviews.* 2013;8:CD010268.
34. National Institute for Health and Clinical Excellence. Clinical guideline [CG74]: Surgical site infections: prevention and treatment ; Last updated: February 2017. 2008.
35. van Schalkwyk J, Van Eyk N. Antibiotic prophylaxis in obstetric procedures. *J Obstet Gynaecol Can.* 2010;32(9):878-84.
36. Grabe M, Bjerklund-Johansen TE, Botto H, et al. European Association of Urology: Guidelines on urological infections. [https://uroweb.org/wp-content/uploads/17\\_Urological-infections\\_LR-II.pdf](https://uroweb.org/wp-content/uploads/17_Urological-infections_LR-II.pdf). Accessed 12 Dec 2018. 2012.
37. European Centre for Disease Prevention and Control. Systematic review and evidence-based guidance on perioperative antibiotic prophylaxis. Stockholm: ECDC. 2013.
38. National Institute for Health and Clinical Excellence. Clinical guideline [CG132]: Caesarean section. 2013.
39. Shaffer WO, Baisden JL, Fernand R, Matz PG. An evidence-based clinical guideline for antibiotic prophylaxis in spine surgery. *The spine journal : official journal of the North American Spine Society.* 2013;13(10):1387-92.
40. Canadian Patient Safety Institute. Safer Healthcare Now. Prevent Surgical Site Infections Getting Started Kit. 2014.
41. Health Protection Scotland. Targeted literature review: What are the key infection prevention and control recommendations to inform a surgical site infection (SSI) prevention quality improvement tool? 2015.
42. Ariyan S, Martin J, Lal A, Cheng D, Borah GL, Chung KC, et al. Antibiotic prophylaxis for preventing surgical-site infection in plastic surgery: an evidence-based consensus conference statement from the American Association of Plastic Surgeons. *Plast Reconstr Surg.* 2015;135(6):1723-39.
43. Khashab MA, Chithadi KV, Acosta RD, Bruining DH, Chandrasekhara V, Eloubeidi MA, et al. Antibiotic prophylaxis for GI endoscopy. *Gastrointest Endosc.* 2015;81(1):81-9.
44. Mrkobrada M, Ying I, Mokrycke S, Dresser G, Elsayed S, Bathini V, et al. CUA Guidelines on antibiotic prophylaxis for urologic procedures. *Canadian Urological Association journal = Journal de l'Association des urologues du Canada.* 2015;9(1-2):13-22.
45. Ban KA, Minei JP, Laronga C, Harbrecht BG, Jensen EH, Fry DE, et al. American College of Surgeons and Surgical Infection Society : Surgical Site Infection Guidelines, 2016 Update. *J Am Coll Surg.* 2017;224(1):59-74.
46. Berrios-Torres SI, Umscheid CA, Bratzler DW, Leas B, Stone EC, Kelz RR, et al. Centers for Disease Control and Prevention Guideline for the Prevention of Surgical Site Infection, 2017. *JAMA Surg.* 2017;152(8):784-91.
47. Société Française d'Anesthésie et de Réanimation. Antibioprophylaxie en chirurgie et médecine interventionnelle (patients adultes). 2018.
48. Hézode C, Alric L, Brown A, Hassanein T, Rizzetto M, Buti M, et al. Daclatasvir in Combination with Peginterferon Alfa-2a and Ribavirin for Treatment-Naive Patients with HCV Genotype 4 Infection: Phase 3 COMMAND-4 Results. *Open Forum Infectious Diseases.* 2014;1(suppl 1):S233.
49. Broadus E, Topham A, Singh AD. Incidence of retinoblastoma in the USA: 1975-2004. *Br J Ophthalmol.* 2009;93(1):21-3.
50. Vitale MG, Riedel MD, Glotzbecker MP, Matsumoto H, Roye DP, Akbarnia BA, et al. Building consensus: development of a Best Practice Guideline (BPG) for surgical site infection (SSI) prevention in high-risk pediatric spine surgery. *J Pediatr Orthop.* 2013;33(5):471-8.
51. Anderson DJ, Podgorny K, Berrios-Torres SI, Bratzler DW, Dellinger EP, Greene L, et al. Strategies to prevent surgical site infections in acute care hospitals: 2014 update. *Infect Control Hosp Epidemiol.* 2014;35(6):605-27.
52. Indian National Centre for Disease Control. National Treatment Guidelines for Infectious Diseases. 2016.
53. Sri Lanka College of Microbiologists. National Antibiotic Guidelines 2016.
54. Yamamoto S, Shigemura K, Kiyota H, Wada K, Hayami H, Yasuda M, et al. Essential Japanese guidelines for the prevention of perioperative infections in the urological field: 2015 edition. *Int J Urol.* 2016;23(10):814-24.
55. Government of Queensland. Children's Health Queensland: Paediatric surgical antibiotic prophylaxis 2017.
56. Government of South Australia. Clinical Guideline: Surgical Antimicrobial Prophylaxis. 2017.
57. Haas H, Launay E, Minodier P, Cohen R, Gras-Le Guen C. Surgical and medical antibiotic prophylaxis. *Arch Pediatr.* 2017;24(12, Supplement):S46-S51.
58. Indian Council of Medical Research Department of Health Research. Treatment Guidelines for Antimicrobial Prophylaxis 2017
59. ACOG Practice Bulletin No. 199: Use of Prophylactic Antibiotics in Labor and Delivery. *Obstet Gynecol.* 2018;132(3):e103-e19.
60. Anderson DJ, Sexton DJ. Antimicrobial prophylaxis for prevention of surgical site infection in adults. *UpToDate.* 2018.
61. Garner JS. CDC guideline for prevention of surgical wound infections, 1985. Supersedes guideline for prevention of surgical wound infections published in 1982. (Originally published in November 1985). Revised. *Infect Control.* 1986;7(3):193-200.
62. Simmons BP. Guideline for prevention of surgical wound infections. *Infect Control.* 1982;3:185-96.
63. Marr KA, Crippa F, Leisenring W, Hoyle M, Boeckh M, Balajee SA, et al. Itraconazole versus fluconazole for prevention of fungal infections in patients receiving allogeneic stem cell transplants. *Blood.* 2004;103(4):1527-33.
64. Organization WH. WHO model list of essential medicines, 20th list (March 2017, amended August 2017). *World Health Organization.* 2017.
65. Organization WH. Critically important antimicrobials for human medicine, 4th rev.. *World Health Organization.* . 2016.
66. Tita AT, Szychowski JM, Boggess K, Saade G, Longo S, Clark E, et al. Adjunctive Azithromycin Prophylaxis for Cesarean Delivery. *N Engl J Med.* 2016;375(13):1231-41.

